



The logo for Nagor, featuring the word "NAGOR" in a bold, pink, sans-serif font. The letter "O" is stylized with a pink arc above it. A small "TM" trademark symbol is positioned to the right of the "R".

NAGOR™

Founded in 1979, Nagor is the only British company dedicated to the specialist design, manufacture and supply of high quality breast implants and related medical devices.

Nagor's commitment to quality is demonstrated by ongoing research and development with investment in manufacturing processes, supported by the most demanding quality control management.

Customer satisfaction has led to an extensive and continually expanding worldwide network of distributor partners in over sixty countries.

Nagor's products are manufactured under a quality management system in accordance with ISO and EN requirements and have received CE certification by examination against the requirements of the Medical Devices Directive (93/42/EEC).

All dimensions and weights are approximate and slight variations may occur.



Contents

Breast Aesthetics	4
CoGel	6
Impleo	12
GFX	16
RGI	19
Saline-Fill	22
Tissue Expanders	24
Two Stage Tissue Expanders with Integrated Valve	26
Remote Valve Tissue Expanders	28
Body Aesthetics	32
Testicular Implants	34
Calf Implants	35
Facial Implants	36
Otoplasty	38
Silicone Carving Block	39
Silicone Rods	39
Silicone Sheeting	40
SilGel	41

This document is also available in PDF format
from our website www.nagor.com

© Copyright 2013 Nagor Ltd.

Breast Aesthetics

Features

Barrier Layer:

All Nagor Implants are manufactured with high performance silicone elastomer layers to enhance shell integrity and have a unique 360° barrier layer to minimise gel diffusion.

Texturing:

Our unique Nagotex® silicone shell surface is designed to offer a disruptive contact surface for collagen interface.

Choice:

Nagor's comprehensive range of breast implants offers surgeons 270 options in silicone round and anatomical configurations. Saline implants are on a made to order basis with a lead time of approximately six weeks.

Sizers:

Nagor inflatable sizers are available for most of sizes within the GFX, RGI, Impleo and core sizes within the CoGel range.

Round Silicone Gel Filled Implants

Profile:	Low	High	Extra High
Textured Surface Soft Form Stable High Cohesive Gel 100% Fill	IMP-MR	IMP-HR	IMP-EHR
Smooth Surface Soft Form Stable High Cohesive Gel 100% Fill	IMP-SMR	IMP-SHR	IMP-SEHR
Textured Surface High Performance Cohesive Gel	GFX-LP	GFX	GFX-EHP
Smooth Surface High Performance Cohesive Gel	RGI-D	RGI-DH	RGI-DEH

Anatomical Silicone Gel Filled Implants

Projection:	Low	Moderate	High
Full	CoGel-XF1	CoGel-XF2	CoGel-XF3
Moderate	CoGel-XM1	CoGel-XM2	CoGel-XM3
Low	CoGel-XL1	CoGel-XL2	CoGel-XL3

CoGel®

- Nagotex® Textured Surface
- 360° Barrier Shell Technology
- 9 Different Cells with 90 Different Variations
- 3 Variable Heights
- 3 Variable Projections
- 7 Orientation Marker Dots
- Form Stable High Cohesive Silicone Gel-fill
- A Unique Preoperative Planning System for Greater Precision and Custom Fitting



Nagor's CoGel® Anatomical Breast Implants used in conjunction with the The Preoperative Planning System deliver a beautiful fit!

The Preoperative Planning System provides:

- ✓ A three-dimensional analysis of the patient's breast - width, height and projection
- ✓ Precise measurement and evaluation of the patient's current dimensions and breast shape
- ✓ Precise calculation of the optimal breast implant - with preoperative markings in position
- ✓ Selection of the most suitable CoGel® Anatomical Breast Implant using the Decision Tree and Implant Selection Chart
- ✓ Patient involvement increases positive patient awareness and establishes realistic expectations

For more information about the Preoperative planning system visit www.nagor.com or contact your local area manager

CoGel® System

Greater Precision for Individualised Augmentation



Product Code	Base Width cm	Height cm	Anterior Proj. cm	Arc Length cm	Weight g
CoGel-XF1 F-Full Height, 1-Low Projection					
XF1-120	9.5	10.0	3.0	4.3	120
XF1-145	10.0	10.5	3.2	4.6	145
XF1-170	10.5	11.0	3.4	4.9	170
XF1-195	11.0	11.5	3.6	5.1	195
XF1-235	11.5	12.0	3.8	5.4	235
XF1-275	12.0	12.5	4.0	5.7	275
XF1-300	12.5	13.0	4.2	5.9	300
XF1-350	13.0	13.5	4.4	6.2	350
XF1-390	13.5	14.0	4.6	6.4	390
XF1-430	14.0	14.5	4.8	6.7	430

Product Code	Base Width cm	Height cm	Anterior Proj. cm	Arc Length cm	Weight g	Sizer
CoGel-XF2 F-Full Height, 2-Moderate Projection						
XF2-145	9.5	10.0	3.7	4.9	145	INF-XF2S 01
XF2-170	10.0	10.5	3.9	5.2	170	INF-XF2S 02
XF2-200	10.5	11.0	4.1	5.4	200	INF-XF2S 03
XF2-230	11.0	11.5	4.3	5.7	230	INF-XF2S 04
XF2-270	11.5	12.0	4.5	6.0	270	INF-XF2S 05
XF2-315	12.0	12.5	4.7	6.3	315	INF-XF2S 06
XF2-350	12.5	13.0	4.9	6.5	350	INF-XF2S 07
XF2-400	13.0	13.5	5.1	6.8	400	INF-XF2S 08
XF2-450	13.5	14.0	5.3	7.0	450	INF-XF2S 09
XF2-505	14.0	14.5	5.5	7.3	505	INF-XF2S 10

Product Code	Base Width cm	Height cm	Anterior Proj. cm	Arc Length cm	Weight g
CoGel-XF3 F-Full Height, 3-High Projection					
XF3-170	9.5	10.0	4.5	5.4	170
XF3-200	10.0	10.5	4.7	5.7	200
XF3-235	10.5	11.0	4.9	5.9	235
XF3-280	11.0	11.5	5.2	6.2	280
XF3-320	11.5	12.0	5.4	6.5	320
XF3-365	12.0	12.5	5.6	6.8	365
XF3-405	12.5	13.0	5.9	7.0	405
XF3-465	13.0	13.5	6.2	7.3	465
XF3-515	13.5	14.0	6.3	7.5	515
XF3-540	14.0	14.5	6.4	7.8	540

Product Code	Base Width cm	Height cm	Anterior Proj. cm	Arc Length cm	Weight g
CoGel-XM1 M-Moderate Height, 1-Low Projection					
XM1-105	9.5	9.0	3.0	4.3	105
XM1-135	10.0	9.5	3.2	4.6	135
XM1-155	10.5	10.0	3.4	4.9	155
XM1-185	11.0	10.5	3.6	5.1	185
XM1-215	11.5	11.0	3.8	5.4	215
XM1-250	12.0	11.5	4.0	5.7	250
XM1-275	12.5	12.0	4.2	5.9	275
XM1-325	13.0	12.5	4.4	6.2	325
XM1-360	13.5	13.0	4.6	6.4	360
XM1-410	14.0	13.5	4.8	6.7	410

Product Code	Base Width cm	Height cm	Anterior Proj. cm	Arc Length cm	Weight g	Sizer
CoGel-XM2 M-Moderate Height, 2-Moderate Projection						
XM2-130	9.5	9.0	3.7	4.9	130	INF-XM2S 01
XM2-165	10.0	9.5	3.9	5.2	165	INF-XM2S 02
XM2-185	10.5	10.0	4.1	5.4	185	INF-XM2S 03
XM2-215	11.0	10.5	4.3	5.7	215	INF-XM2S 04
XM2-250	11.5	11.0	4.5	6.0	250	INF-XM2S 05
XM2-290	12.0	11.5	4.7	6.3	290	INF-XM2S 06
XM2-320	12.5	12.0	4.9	6.5	320	INF-XM2S 07
XM2-370	13.0	12.5	5.1	6.8	370	INF-XM2S 08
XM2-415	13.5	13.0	5.3	7.0	415	INF-XM2S 09
XM2-445	14.0	13.5	5.5	7.3	445	INF-XM2S 10

Product Code	Base Width cm	Height cm	Anterior Proj. cm	Arc Length cm	Weight g
CoGel-XM3 M-Moderate Height, 3-High Projection					
XM3-155	9.5	9.0	4.5	5.4	155
XM3-190	10.0	9.5	4.7	5.7	190
XM3-215	10.5	10.0	4.9	5.9	215
XM3-260	11.0	10.5	5.2	6.2	260
XM3-300	11.5	11.0	5.4	6.5	300
XM3-335	12.0	11.5	5.6	6.8	335
XM3-375	12.5	12.0	5.9	7.0	375
XM3-440	13.0	12.5	6.2	7.3	440
XM3-485	13.5	13.0	6.3	7.5	485
XM3-520	14.0	13.5	6.4	7.8	520

Product Code	Base Width cm	Height cm	Anterior Proj. cm	Arc Length cm	Weight g
CoGel-XL1 L-Low Height, 1-Low Projection					
XL1-105	9.5	8.0	3.0	4.3	105
XL1-120	10.0	8.5	3.2	4.6	120
XL1-140	10.5	9.0	3.4	4.9	140
XL1-170	11.0	9.5	3.6	5.1	170
XL1-210	11.5	10.0	3.8	5.4	210
XL1-230	12.0	10.5	4.0	5.7	230
XL1-250	12.5	11.0	4.2	5.9	250
XL1-300	13.0	11.5	4.4	6.2	300
XL1-330	13.5	12.0	4.6	6.4	330
XL1-380	14.0	12.5	4.8	6.7	380

Product Code	Base Width cm	Height cm	Anterior Proj. cm	Arc Length cm	Weight g
CoGel-XL2 L-Low Height, 2-Moderate Projection					
XL2-120	9.5	8.0	3.7	4.9	120
XL2-145	10.0	8.5	3.9	5.2	145
XL2-170	10.5	9.0	4.1	5.4	170
XL2-195	11.0	9.5	4.3	5.7	195
XL2-230	11.5	10.0	4.5	6.0	230
XL2-265	12.0	10.5	4.7	6.3	265
XL2-295	12.5	11.0	4.9	6.5	295
XL2-340	13.0	11.5	5.1	6.8	340
XL2-385	13.5	12.0	5.3	7.0	385
XL2-425	14.0	12.5	5.5	7.3	425

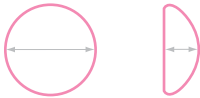
Product Code	Base Width cm	Height cm	Anterior Proj. cm	Arc Length cm	Weight g
CoGel-XL3 L-Low Height, 3-High Projection					
XL3-160	9.5	8.0	4.5	5.4	160
XL3-175	10.0	8.5	4.7	5.7	175
XL3-200	10.5	9.0	4.9	5.9	200
XL3-240	11.0	9.5	5.2	6.2	240
XL3-275	11.5	10.0	5.4	6.5	275
XL3-305	12.0	10.5	5.6	6.8	305
XL3-350	12.5	11.0	5.9	7.0	350
XL3-410	13.0	11.5	6.2	7.3	410
XL3-450	13.5	12.0	6.3	7.5	450
XL3-480	14.0	12.5	6.4	7.8	480



Impleo

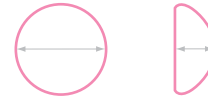
- Nagotex® Textured Surface
- 360° Barrier Shell Technology
- Extensive Choice of Fully Filled Profiles and Sizes
- 38 Implant Options in Round Profiles
- Soft Form Stable High Cohesive Silicone Gel-Fill

Moderate Range



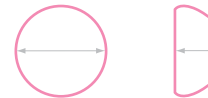
Product Code	Base Width	Anterior Projection	Weight	Sizer
IMP-MR	cm	cm	g	
IMP-MR 150	9.4	3.4	165	
IMP-MR 180	10.0	3.5	190	
IMP-MR 210	10.5	3.6	220	INF-RS 21
IMP-MR 240	11.0	3.9	255	INF-RS 22
IMP-MR 270	11.2	4.1	278	INF-RS 23
IMP-MR 300	11.6	4.2	300	INF-RS 24
IMP-MR 330	12.0	4.3	340	INF-RS 25
IMP-MR 360	12.3	4.4	365	INF-RS 26
IMP-MR 390	12.7	4.4	390	INF-RS 27
IMP-MR 420	13.1	4.6	430	INF-RS 28
IMP-MR 460	13.6	4.7	480	INF-RS 29

High Range



Product Code	Base Width	Anterior Projection	Weight	Sizer
IMP-HR	cm	cm	g	
IMP-HR 150	8.4	4.0	150	INF-RS 02
IMP-HR 180	8.9	4.2	180	INF-RS 03
IMP-HR 210	9.5	4.2	210	INF-RS 05
IMP-HR 240	10.0	4.4	240	INF-RS 06
IMP-HR 270	10.2	4.8	270	INF-RS 07
IMP-HR 300	10.7	4.9	300	INF-RS 09
IMP-HR 330	11.2	4.9	330	INF-RS 10
IMP-HR 360	11.6	5.0	360	INF-RS 11
IMP-HR 390	11.8	5.1	375	INF-RS 12
IMP-HR 420	12.4	5.1	425	INF-RS 14
IMP-HR 460	12.7	5.4	460	INF-RS 15
IMP-HR 520	12.9	5.6	505	INF-RS 16
IMP-HR 560	13.3	5.7	550	INF-RS 17

Extra High Range



Product Code	Base Width	Anterior Projection	Weight	Sizer
IMP-EHR	cm	cm	g	
IMP-EHR 150	8.2	4.3	160	
IMP-EHR 180	8.4	4.6	180	
IMP-EHR 210	9.0	4.8	210	INF-RS 30
IMP-EHR 240	9.4	4.8	235	INF-RS 31
IMP-EHR 270	9.8	4.9	260	INF-RS 32
IMP-EHR 300	10.4	5.0	290	INF-RS 33
IMP-EHR 330	10.9	5.2	330	INF-RS 34
IMP-EHR 360	11.2	5.4	360	INF-RS 35
IMP-EHR 390	11.5	5.5	400	INF-RS 36
IMP-EHR 420	11.9	5.6	435	INF-RS 37
IMP-EHR 460	12.2	5.8	460	INF-RS 38
IMP-EHR 520	12.6	6.1	520	
IMP-EHR 560	13.0	6.4	575	
IMP-EHR 620	13.3	6.6	620	



Impleo Smooth

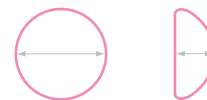
- Smooth Surface
- 360° Barrier Shell Technology
- Extensive Choice of Fully Filled Profiles and Sizes
- 38 Implant Options in Round Profiles
- Soft Form Stable High Cohesive Silicone Gel-Fill

Moderate Range



Product Code	Base Width	Anterior Projection	Weight	Sizer
IMP-SMR	cm	cm	g	
IMP-SMR 150	9.4	3.4	165	
IMP-SMR 180	10.0	3.5	190	
IMP-SMR 210	10.5	3.6	220	INF-RS 21
IMP-SMR 240	11.0	3.9	255	INF-RS 22
IMP-SMR 270	11.2	4.1	278	INF-RS 23
IMP-SMR 300	11.6	4.2	300	INF-RS 24
IMP-SMR 330	12.0	4.3	340	INF-RS 25
IMP-SMR 360	12.3	4.4	365	INF-RS 26
IMP-SMR 390	12.7	4.4	390	INF-RS 27
IMP-SMR 420	13.1	4.6	430	INF-RS 28
IMP-SMR 460	13.6	4.7	480	INF-RS 29

High Range



Product Code	Base Width	Anterior Projection	Weight	Sizer
IMP-SHR	cm	cm	g	
IMP-SHR 150	8.4	4.0	150	INF-RS 02
IMP-SHR 180	8.9	4.2	180	INF-RS 03
IMP-SHR 210	9.5	4.2	210	INF-RS 05
IMP-SHR 240	10.0	4.4	240	INF-RS 06
IMP-SHR 270	10.2	4.8	270	INF-RS 07
IMP-SHR 300	10.7	4.9	300	INF-RS 09
IMP-SHR 330	11.2	4.9	330	INF-RS 10
IMP-SHR 360	11.6	5.0	360	INF-RS 11
IMP-SHR 390	11.8	5.1	375	INF-RS 12
IMP-SHR 420	12.4	5.1	425	INF-RS 14
IMP-SHR 460	12.7	5.4	460	INF-RS 15
IMP-SHR 520	12.9	5.6	505	INF-RS 16
IMP-SHR 560	13.3	5.7	550	INF-RS 17

Extra High Range



Product Code	Base Width	Anterior Projection	Weight	Sizer
IMP-SEHR	cm	cm	g	
IMP-SEHR 150	8.2	4.3	160	
IMP-SEHR 180	8.4	4.6	180	
IMP-SEHR 210	9.0	4.8	210	INF-RS 30
IMP-SEHR 240	9.4	4.8	235	INF-RS 31
IMP-SEHR 270	9.8	4.9	260	INF-RS 32
IMP-SEHR 300	10.4	5.0	290	INF-RS 33
IMP-SEHR 330	10.9	5.2	330	INF-RS 34
IMP-SEHR 360	11.2	5.4	360	INF-RS 35
IMP-SEHR 390	11.5	5.5	400	INF-RS 36
IMP-SEHR 420	11.9	5.6	435	INF-RS 37
IMP-SEHR 460	12.2	5.8	460	INF-RS 38
IMP-SEHR 520	12.6	6.1	520	
IMP-SEHR 560	13.0	6.4	575	
IMP-SEHR 620	13.3	6.6	620	

GFX

- Nagotex® Textured Surface
- 360° Barrier Shell Technology
- Extensive Choice of Profiles and Sizes
- 56 Implant Options in Round Profiles
- High Performance Cohesive Silicone Gel-Fill



High Profile



Low Profile



Product Code	Base Width	Anterior Projection	Volume
GFX-LP	cm	cm	ml
GFX-LP 120	9.2	2.4	120
GFX-LP 140	9.6	2.5	140
GFX-LP 160	10.2	2.6	160
GFX-LP 180	10.7	2.7	180
GFX-LP 200	11.3	2.8	200
GFX-LP 220	11.8	2.9	220
GFX-LP 240	12.3	3.0	240
GFX-LP 270	12.8	3.1	270
GFX-LP 290	13.0	3.2	290
GFX-LP 310	13.5	3.3	310
GFX-LP 340	14.3	3.4	340
GFX-LP 380	14.8	3.5	380
GFX-LP 420	15.3	3.6	420
GFX-LP 460	15.8	3.7	460

Product Code	Base Width	Anterior Projection	Volume	Sizer
GFX	cm	cm	ml	
GFX 80	9.0	1.6	80	INF-RS 01
GFX 100	8.5	2.6	100	INF-RS 01
GFX 120	8.9	3.0	120	INF-RS 02
GFX 140	9.1	3.1	140	INF-RS 03
GFX 160	9.6	3.2	160	INF-RS 04
GFX 180	9.8	3.4	180	INF-RS 05
GFX 200	10.1	3.6	200	INF-RS 06
GFX 220	10.4	3.7	220	INF-RS 07
GFX 240	10.7	3.7	240	INF-RS 08
GFX 260	11.3	3.8	260	INF-RS 09
GFX 280	11.6	3.9	280	INF-RS 10
GFX 300	12.0	4.0	300	INF-RS 11
GFX 320	12.1	3.9	320	INF-RS 12
GFX 340	12.3	4.0	340	INF-RS 13
GFX 370	12.6	4.0	370	INF-RS 14
GFX 410	13.6	4.0	410	INF-RS 16
GFX 460	14.2	4.2	460	INF-RS 18
GFX 500	14.4	4.4	500	INF-RS 19
GFX 600	14.8	5.2	600	
GFX 700	16.1	5.5	700	
GFX 800	16.4	6.0	800	

Extra High Profile



Product Code	Base Width	Anterior Projection	Volume	Sizer
GFX-EHP	cm	cm	ml	
GFX-EHP 135	8.2	3.8	135	INF-RS 01
GFX-EHP 155	8.6	3.9	155	INF-RS 02
GFX-EHP 175	9.4	4.0	175	INF-RS 04
GFX-EHP 195	9.6	4.1	195	INF-RS 05
GFX-EHP 215	9.9	4.2	215	INF-RS 06
GFX-EHP 235	10.1	4.3	235	INF-RS 07
GFX-EHP 255	10.4	4.4	255	INF-RS 08
GFX-EHP 275	11.0	4.5	275	INF-RS 09
GFX-EHP 295	11.2	4.6	295	INF-RS 10
GFX-EHP 325	11.6	4.6	325	INF-RS 11
GFX-EHP 345	11.9	4.7	345	INF-RS 12
GFX-EHP 365	12.1	4.8	365	INF-RS 13
GFX-EHP 395	12.3	4.9	395	INF-RS 14
GFX-EHP 425	12.7	5.0	425	INF-RS 15
GFX-EHP 465	13.5	5.0	465	INF-RS 20
GFX-EHP 505	13.6	5.3	505	INF-RS 17
GFX-EHP 555	14.1	5.5	555	INF-RS 19
GFX-EHP 605	14.2	5.9	605	
GFX-EHP 655	14.3	6.4	655	
GFX-EHP 705	14.6	6.4	705	
GFX-EHP 765	14.9	6.5	765	

RGI

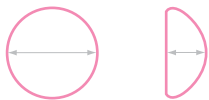
- Smooth Surface
- 360° Barrier Shell Technology
- Extensive Choice of Profiles and Sizes
- 48 Implant Options in Round Profiles
- High Performance Cohesive Silicone Gel-Fill



Low Profile

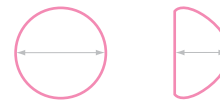
Product Code	Base Width	Anterior Projection	Volume	Sizer
RGI-D	cm	cm	ml	
RGI-D 120	9.8	1.9	120	INF-RS 04
RGI-D 140	10.0	2.1	140	INF-RS 05
RGI-D 160	10.5	2.3	160	INF-RS 06
RGI-D 180	10.8	2.5	180	INF-RS 07
RGI-D 200	11.1	2.5	200	INF-RS 08
RGI-D 220	11.3	2.6	220	INF-RS 09
RGI-D 240	11.6	2.7	240	INF-RS 10
RGI-D 260	11.9	2.8	260	INF-RS 11
RGI-D 280	12.2	2.8	280	INF-RS 12
RGI-D 300	12.8	2.8	300	INF-RS 13
RGI-D 360	14.2	2.9	360	INF-RS 16
RGI-D 400	14.3	3.0	400	INF-RS 18

High Profile



Product Code	Base Width	Anterior Projection	Volume	Sizer
RGI-DH	cm	cm	ml	
RGI-DH 140	9.1	3.1	140	INF-RS 03
RGI-DH 160	9.6	3.2	160	INF-RS 04
RGI-DH 180	9.8	3.4	180	INF-RS 05
RGI-DH 200	10.1	3.6	200	INF-RS 06
RGI-DH 220	10.4	3.7	220	INF-RS 07
RGI-DH 240	10.7	3.7	240	INF-RS 08
RGI-DH 260	11.3	3.8	260	INF-RS 09
RGI-DH 280	11.6	3.9	280	INF-RS 10
RGI-DH 300	12.0	4.0	300	INF-RS 11
RGI-DH 320	12.1	4.0	320	INF-RS 12
RGI-DH 340	12.3	4.0	340	INF-RS 13
RGI-DH 370	12.6	4.0	370	INF-RS 14
RGI-DH 410	13.6	4.0	410	INF-RS 16
RGI-DH 460	14.2	4.2	460	INF-RS 18
RGI-DH 500	14.4	4.4	500	INF-RS 19

Extra High Profile



Product Code	Base Width	Anterior Projection	Volume	Sizer
RGI-DEH	cm	cm	ml	
RGI-DEH 135	8.3	3.6	135	INF-RS 01
RGI-DEH 155	8.6	3.7	155	INF-RS 02
RGI-DEH 175	9.5	3.9	175	INF-RS 04
RGI-DEH 195	9.6	4.0	195	INF-RS 05
RGI-DEH 215	9.9	4.1	215	INF-RS 06
RGI-DEH 235	10.1	4.2	235	INF-RS 07
RGI-DEH 255	10.5	4.3	255	INF-RS 08
RGI-DEH 275	11.0	4.4	275	INF-RS 09
RGI-DEH 295	11.3	4.5	295	INF-RS 10
RGI-DEH 325	11.5	4.6	325	INF-RS 11
RGI-DEH 345	11.8	4.7	345	INF-RS 12
RGI-DEH 365	12.1	4.8	365	INF-RS 13
RGI-DEH 395	12.3	4.9	395	INF-RS 14
RGI-DEH 425	12.7	5.0	425	INF-RS 15
RGI-DEH 465	13.5	5.1	465	INF-RS 20
RGI-DEH 505	13.6	5.2	505	INF-RS 17
RGI-DEH 555	14.1	5.3	555	INF-RS 19
RGI-DEH 605	14.2	5.7	605	
RGI-DEH 655	14.3	6.2	655	
RGI-DEH 705	14.6	6.3	705	
RGI-DEH 765	15.0	6.5	765	

Saline-Fill

- Choice of Profiles and Sizes
- Smooth Surface
- Textured Surface
- Made to Order



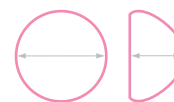
Image is for illustration only.

Low Profile



Nagosil® Smooth	Nagotex® Textured	Base Width	Anterior Proj.	Volume Min.	Max.
SFS-LP	SFX-LP	cm	cm	ml	ml
SFS-LP 120	SFX-LP 120	9.0	2.4	120	145
SFS-LP 140	SFX-LP 140	9.5	2.5	140	165
SFS-LP 160	SFX-LP 160	10.0	2.6	160	185
SFS-LP 180	SFX-LP 180	10.5	2.7	180	205
SFS-LP 200	SFX-LP 200	11.0	2.8	200	225
SFS-LP 220	SFX-LP 220	11.5	2.9	220	245
SFS-LP 240	SFX-LP 240	12.0	3.0	240	265
SFS-LP 270	SFX-LP 270	12.5	3.1	270	320
SFS-LP 300	SFX-LP 300	13.5	3.3	300	350
SFS-LP 340	SFX-LP 340	14.0	3.4	340	390
SFS-LP 380	SFX-LP 380	14.5	3.5	380	430
SFS-LP 420	SFX-LP 420	15.0	3.6	420	470
SFS-LP 460	SFX-LP 460	15.5	3.7	460	510
SFS-LP 500	SFX-LP 500	16.0	3.8	500	550

High Profile



Nagosil® Smooth	Nagotex® Textured	Base Width	Anterior Proj.	Volume Min.	Max.
SFS-HP	SFX-HP	cm	cm	ml	ml
SFS-HP 100	SFX-HP 100	8.4	3.0	100	130
SFS-HP 125	SFX-HP 125	9.4	3.0	125	155
SFS-HP 150	SFX-HP 150	9.4	3.5	150	180
SFS-HP 175	SFX-HP 175	9.7	3.7	175	205
SFS-HP 200	SFX-HP 200	10.5	3.8	200	230
SFS-HP 225	SFX-HP 225	10.7	4.0	225	255
SFS-HP 250	SFX-HP 250	11.0	4.2	250	280
SFS-HP 275	SFX-HP 275	12.0	4.3	275	305
SFS-HP 300	SFX-HP 300	11.5	4.5	300	330
SFS-HP 325	SFX-HP 325	12.0	4.4	325	355
SFS-HP 350	SFX-HP 350	12.2	4.6	350	380
SFS-HP 375	SFX-HP 375	12.8	4.7	375	405
SFS-HP 400	SFX-HP 400	12.9	4.9	400	430
SFS-HP 425	SFX-HP 425	13.1	5.1	425	455
SFS-HP 450	SFX-HP 450	13.2	5.2	450	480
SFS-HP 475	SFX-HP 475	13.7	5.2	475	505
SFS-HP 500	SFX-HP 500	13.8	5.2	500	530
SFS-HP 600	SFX-HP 600	13.8	6.2	600	630

Tissue Expanders

Two Stage Tissue Expanders with Integrated Valve

- Anatomical Shape, Textured
- Large Integrated Injection Site with Self-sealing Technology
- Reinforced Base Layer to ensure Unidirectional Expansion
- Re-usable & Ergonomically Shaped External Location Device
- Compliments the CoGel range of Anatomical Implants



Product Code	Width cm	Height cm	Projection cm	Volume ml
TE-XL3 Low Height, High Projection				
TE-XL3 200	10.0	8.5	4.7	200
TE-XL3 300	11.5	10.0	5.4	300
TE-XL3 400	12.5	11.0	5.9	400
TE-XL3 500	13.5	12.0	6.3	500

Product Code	Width cm	Height cm	Projection cm	Volume ml
TE-XM3 Moderate Height, High Projection				
TE-XM3 200	10.0	9.5	4.7	200
TE-XM3 300	11.0	10.5	5.2	300
TE-XM3 400	12.0	11.5	5.6	400
TE-XM3 500	13.0	12.5	6.2	500
TE-XM3 600	14.0	13.5	6.4	600
TE-XM3 700	15.0	14.5	6.8	700

Product Code	Width cm	Height cm	Projection cm	Volume ml
TE-XF3 Full Height, High Projection				
TE-XF3 300	11.0	11.5	5.2	300
TE-XF3 400	12.0	12.5	5.6	400
TE-XF3 500	13.0	13.5	6.2	500
TE-XF3 600	14.0	14.5	6.4	600
TE-XF3 700	15.0	15.5	6.8	700
TE-XF3 800	15.5	16.0	7.0	800

All device dimensions correspond to the suggested volume

Nagor Two Stage Tissue Expanders with Integrated Valve must be filled with a sterile isotonic solution only.

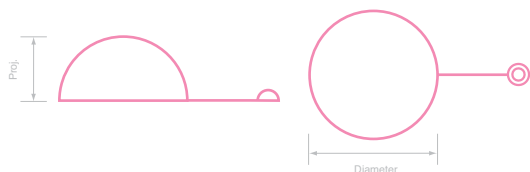
A 21 gauge standard bevel hypodermic needle must be used in order to inflate the device through the injection site.

External Location Device (can be ordered separately)

Product code: N-ELD

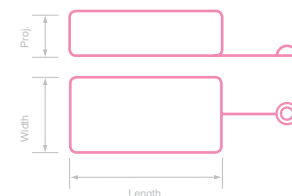
Remote Valve Tissue Expanders

- Round Shape, Smooth
- Rectangular Shape, Smooth
- Cylindrical Straight and Curved Shape, Smooth
- Croissant Shape, Smooth
- Fill Tube connected to each Tissue Expander



Round


Product Code	Diameter	Projection	Valve	Volume
TE-RD	cm	cm	cm	ml
TE-RD 010	3.1	2.1	2.0	10
TE-RD 120	7.1	4.8	2.0	120
TE-RD 150	9.5	4.0	2.0	150
TE-RD 200	7.9	5.1	2.8	200
TE-RD 250	9.0	5.7	2.8	250
TE-RD 300	10.0	6.3	2.8	300
TE-RD 375	13.0	5.0	2.8	375
TE-RD 400	11.0	6.0	2.8	400
TE-RD 500	12.8	6.3	2.8	500
TE-RD 600	13.8	6.7	2.8	600
TE-RD 700	14.8	7.5	2.8	700
TE-RD 800	15.7	6.7	2.8	800
TE-RD 900	16.6	6.5	2.8	900
TE-RD 1100	17.4	8.2	2.8	1100



Rectangular

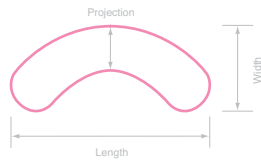
Product Code	Length	Width	Proj.	Valve	Volume
TE-RC	cm	cm	cm	cm	ml
TE-RC 016	4.0	2.1	2.1	2.0	16
TE-RC 035	4.0	2.6	3.6	2.0	35
TE-RC 050	5.0	3.0	3.6	2.0	50
TE-RC 100	4.9	3.9	5.1	2.0	100
TE-RC 150	5.8	4.8	5.0	2.0	150
TE-RC 200	8.5	5.0	4.9	2.8	200
TE-RC 300	10.0	6.0	6.3	2.8	300
TE-RC 400	10.8	5.8	5.9	2.8	400
TE-RC 520	11.7	7.8	5.4	2.8	520
TE-RC 650	11.7	9.0	5.8	2.8	650
TE-RC 720	14.5	7.8	5.8	2.8	720
TE-RC 750	13.5	8.7	5.9	2.8	750
TE-RC 800	15.5	8.2	5.8	2.8	800
TE-RC 950	17.5	8.8	5.5	2.8	950

Cylindrical Straight



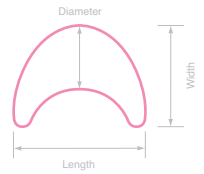
Product Code	Length	Width	Proj.	Valve	Volume
TE-CYS	cm	cm	cm	cm	ml
TE-CYS 060	10.0	3.9	2.7	2.0	60
TE-CYS 100	11.0	3.5	3.5	2.0	100
TE-CYS 150	10.0	5.4	4.0	2.0	150
TE-CYS 200	14.0	4.5	4.5	2.8	200
TE-CYS 250	10.2	7.2	5.4	2.8	250
TE-CYS 300	16.0	5.0	5.0	2.8	300
TE-CYS 400	17.5	6.0	6.0	2.8	400

Cylindrical Curved



Product Code	Length	Width	Proj.	Valve	Volume
TE-CYC	cm	cm	cm	cm	ml
TE-CYC 250	14.5	7.7	4.5	2.8	250

Croissant



Product Code	Length	Width	Dia.	Valve	Volume
TE-CS	cm	cm	cm	cm	ml
TE-CS 060	8.5	6.0	3.9	2.0	60
TE-CS 100	10.8	8.5	5.5	2.0	100
TE-CS 125	10.0	7.0	4.8	2.0	125
TE-CS 250	13.0	10.0	5.7	2.8	250
TE-CS 500	17.0	12.0	7.8	2.8	500

All device dimensions correspond to the suggested fill volume.

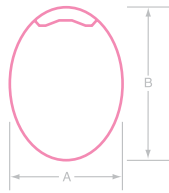
Nagor Remote Valve Tissue Expanders must be filled with a sterile isotonic solution only.

All Nagor Remote Valve Tissue Expanders with a recommended fill volume of more than 150cc are provided with a 28mm injection port, smaller volume devices are provided with a 20mm injection port.

Body Aesthetics

Testicular Implants

- Filler Options
- Size Options
- Low Profile Reinforced Suture Loop
- High Performance Silicones
- 360° Barrier Shell Technology



Firm

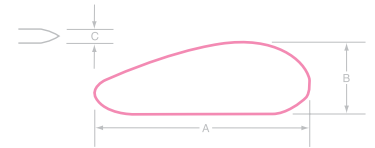
Product Code	Size	A	B
TFI		cm	cm
TFI-1	Small	2.6	3.1
TFI-2	Medium	3.4	3.9
TFI-3	Large	3.6	4.2

Gel-Fill

Product Code	Size	A	B
TGID		cm	cm
TGID-1	Small	2.6	3.1
TGID-2	Medium	3.4	3.9
TGID-3	Large	3.6	4.2

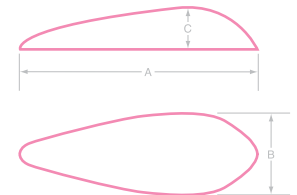
Calf Implants

- Smooth Surface
- Fill Options
- Gel or Solid Elastomer



Solid Elastomer

Product Code	Size	A	B	C
CFI		cm	cm	cm
CFI-SF	Small	19.0	5.6	1.2
CFI-SM	Large	20.7	6.4	1.6



Gel-Fill

Product Code	Volume	A	B	C
CFI-G		ml	cm	cm
CFI-G 1	55	17.0	4.0	1.7
CFI-G 2	130	21.5	4.6	2.2
CFI-G 3	190	25.0	5.6	2.8

Facial Implants

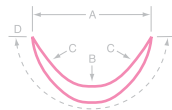
- Pre Formed Shapes
- Multiple Sizes Available
- Feathered Tapered Edges
- Multiple Perforations
- High Performance Silicone Elastomer

Chin Implant Concave Back



Product Code	Size	A	B	C
CI-CB				
		cm	cm	cm
CI-CB 1	Small	3.4	1.5	0.7
CI-CB 2	Medium	4.5	1.7	0.8
CI-CB 3	Large	4.8	1.7	0.7

Chin Implant Anatomical Contour



Product Code	Size	A	B	C	D
CI-A					
		cm	cm	cm	cm
CI-A 1	Small	5.6	0.5	0.25	9.3
CI-A 2	Medium	5.8	0.7	0.25	10.4
CI-A 3	Large	6.2	0.8	0.28	11.6
CI-A 4	X-Large	5.9	1.0	0.3	11.8

Malar Implant Standard



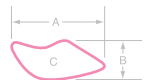
Product Code	Size	A	B	C
MI-S				
		cm	cm	cm
MI-S 1	Small	2.5	1.9	0.3
MI-S 2	Medium	3.0	2.4	0.4
MI-S 3	Large	3.2	2.4	0.5

Malar Implant Extended



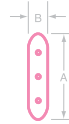
Product Code	Size	A	B	C
MI-E				
		cm	cm	cm
MI-E 1	Small	3.6	1.8	0.6
MI-E 2	Medium	3.8	1.9	0.6
MI-E 3	Large	4.3	2.2	0.7

Malar Implant Anatomical Contour



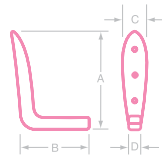
Product Code	Size	A	B	C
MI-A				
		cm	cm	cm
MI-A 1	Small	4.3	2.1	0.3
MI-A 2	Medium	5.0	2.3	0.4
MI-A 3	Large	5.7	2.5	0.5

Nasal Implant Dorsal



Product Code	Size	A	B
NI-D		cm	cm
NI-D 1	Small	2.8	1.2
NI-D 2	Medium	3.6	0.7
NI-D 3	Large	4.0	0.7

Nasal Implant Dorsal Columnella



Product Code	Size	A	B	C	D
NI-DC		cm	cm	cm	cm
NI-DC 1	Small	4.5	3.4	0.6	0.5
NI-DC 2	Medium	4.0	2.8	1.0	0.3
NI-DC 3	Large	5.5	3.5	0.9	0.3

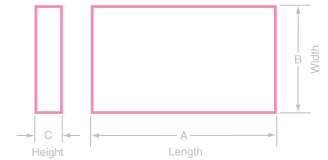
Otoplasty

- Available in right and left shapes, lightweight, Soft and pliable

Product Code	Dimensions
OP	
OPR	Right
OPL	Left

Silicone Carving Block

- Smooth and Opaque, Soft, Medium or Hard Options



Silicone Block

Product Code	Size	A	B	C
SB		cm	cm	cm
SB	Soft	12.0	7.0	1.7
MB	Medium	12.0	7.0	1.7
HB	Hard	12.0	7.0	1.7

Silicone Rods

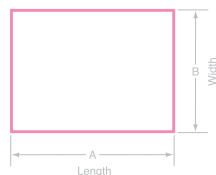
- High Performance Implant Grade Silicone

Product Code	Diameter	Length
NA		cm
NA 515-1	0.1	30.0
NA 515-2	0.2	30.0
NA 515-3	0.3	30.0
NA 515-4	0.4	30.0
NA 515-5	0.5	30.0
NA 515-6	0.6	30.0
NA 515-7	0.7	30.0

Silicone Sheeting

- Reinforced or Non Reinforced Options
- Thickness Options

Non Reinforced



Product Code	Thickness	A	B
NA 500	cm	cm	cm
NA 500-1	0.0125	20.0	15.0
NA 500-3	0.025	20.0	15.0
NA 500-5	0.05	20.0	15.0
NA 500-7	0.1	20.0	15.0
NA 500-9	0.15	20.0	15.0

Reinforced

Product Code	Thickness	A	B
NA 501	cm	cm	cm
NA 501-1	0.0175	20.0	15.0
NA 501-3	0.05	20.0	15.0
NA 501-5	0.075	20.0	15.0
NA 501-7	0.1	20.0	15.0

Silgel®

The Silgel® family of products has been developed to extend the concept of gel therapy by utilising high molecular weight Silicone gel (polysiloxane).

Silgel® and Silgel® Sheet are easy to apply and help to reduce and soften hypertrophic and keloid scars and associated erythema.

Silgel®

Silgel® products are listed on the UK Drug Tariff Register.

Product Code	Box Quantity	Volume
STC		ml
STC-SE	20 Tubes	20ml Tube

Silgel® Sheet

Silgel® products are listed on the UK Drug Tariff Register.

Product Code	Box Quantity	Dimensions
Square		cm
TGS 1010	10 Sheets	10.0 x 10.0
TGS 2020	2 Sheets	20.0 x 20.0
TGS 4040	1 Sheet	40.0 x 40.0
Rectangular		cm
TGS 1005	20 Sheets	10.0 x 5.0
TGS 1510	5 Sheets	15.0 x 10.0
TGS 3005	4 Sheets	30.0 x 5.0
TGS 3010	2 Sheets	30.0 x 10.0
Procedure Specific		cm
TGS-AB (Abdominal)	1 Sheet	46.0 x 8.5
TGS-M (Sub Mammary)	2 Sheets	Left and Right
TGS-C (Circular)	2 Sheets	5.5

Custom Fabrication

A customised service to meet any individual patients requirements is available upon request.

Options include smooth or textured surfaces, gel-filled, posterior ligature loops and tissue expansion devices.

Custom Fabrication Service
Tel: +44 (0) 1236 780780
Email: enquiries@nagor.com

NAGÔR™

129 Deerdykes View
Westfield Industrial Estate
Cumbernauld, Glasgow
G68 9HN, United Kingdom
T. +44 (0) 1236 780780
F. +44 (0) 1236 781234
E. enquiries@nagor.com
www.nagor.com